

## ABOUT A.A.

A.A. can be found almost everywhere, almost all the time – in more than 114,000 groups throughout the world. We welcome opportunities to cooperate with others who are providing help to alcoholics.

Look for A.A. in your phone book, newspaper or write to: Grand Central Station, Box 459, New York, NY 10163. General information is available on our Web site: [www.aa.org](http://www.aa.org)

**IN 2011** more than 8,000 A.A. members from the U.S. and Canada participated in a random survey of the membership. Such studies have been conducted every three to four years since 1968 by the General Service Office.

Alcoholics Anonymous conducts this survey to keep members informed on current trends in membership characteristics. The survey also provides information about A.A. to the professional community and to the general public as part of A.A.'s purpose to carry our message to those who still suffer from alcoholism.

### GENDER OF MEMBERS



### COMPOSITION OF MEMBERSHIP

White	87%
Hispanic	5%
Black	4%
Native American	2%
Asian	1%
Other	1%



## A.A. PREAMBLE<sup>©</sup>

Alcoholics Anonymous is a fellowship of men and women who share their experience, strength and hope with each other that they may solve their common problem and help others to recover from alcoholism.

The only requirement for membership is a desire to stop drinking. There are no dues or fees for A.A. membership; we are self-supporting through our own contributions. A.A. is not allied with any sect, denomination, politics, organization or institution; does not wish to engage in any controversy, neither endorses nor opposes any causes. Our primary purpose is to stay sober and help other alcoholics to achieve sobriety.

*Copyright © A.A. Grapevine, Inc.; reprinted with permission*

# ALCOHOLICS ANONYMOUS

## 2011 MEMBERSHIP SURVEY

The contents of this pamphlet are available in a table-top display available from G.S.O. (M-13).

The display is 27 inches high and 39 inches wide, has a double easel in the back, and can be folded in half for storage.

To order, write: A.A. World Services Grand Central Station Box 459, New York, NY 10163.

The pamphlet contents are also on G.S.O.'s A.A. Web site, [www.aa.org](http://www.aa.org)

### P-48

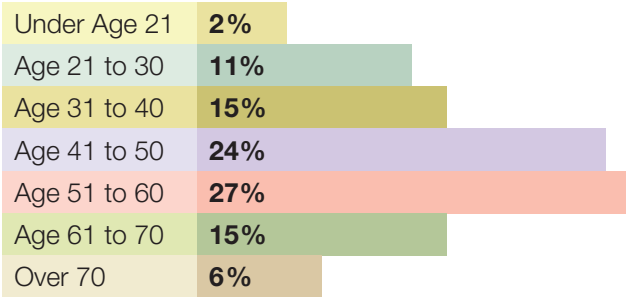
©2012, A.A. World Services, Inc.,  
Box 459 Grand Central Station,  
New York, N.Y. 10163

35M - 11/13 (RP)

This is A.A. General Service Conference-approved literature.



## AGE OF MEMBERS



Average Age of Members is **49** Years.

## MARITAL STATUS OF MEMBERS

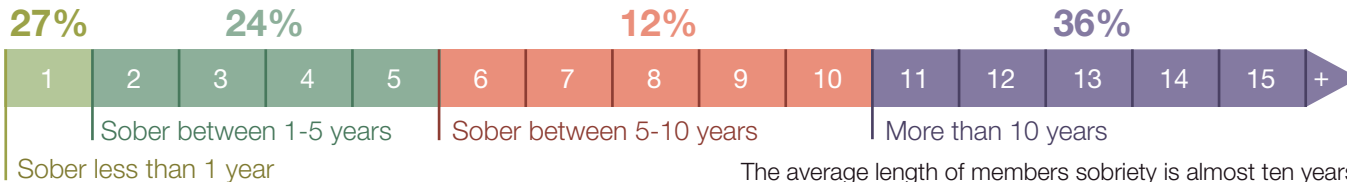
Married	Single	Divorced	Other
36%	34%	22%	8%

## GROUP MEMBERSHIP



**86%** of the members belong to a home group.

## LENGTH OF SOBRIETY (YEARS)



## MEETING ATTENDANCE

## INTRODUCTION TO A.A.\*

Through an A.A. member	34%
Treatment facility	32%
Self-motivated	29%
Family	25%
Court order	12%
Other	8%
Counseling agency	7%
Health Professional	7%
Employer or fellow worker	4%
Non-A.A. friend or neighbor	3%
Correctional facility	2%
Al-Anon or Alateen member	2%
A.A. literature	2%
Newspaper/magazine/radio/TV	1%
Member of clergy	1%
Internet	1%

## RELATIONSHIP WITH HEALTH CARE PROFESSIONALS


**75%** of members' doctors know they are in A.A.  
**40%** of members said they were referred to A.A. by a health care professional

## SPONSORSHIP

**81%** of members have a sponsor.  
**72%** got a sponsor within 90 days.



## ADDITIONAL HELP . . .



**BEFORE** coming to A.A., **63%** of the members received some type of treatment or counseling, such as medical, psychological, spiritual, etc.

**74%** of those members who received treatment or counseling said it played an important part in directing them to A.A.

**AFTER** coming to A.A., **62%** of the members received some type of treatment or counseling, such as medical, psychological, spiritual, etc.

**82%** of those members who received treatment or counseling said it played an important part in their recovery from alcoholism.

## MEMBERS OCCUPATIONS

17%	Retired
10%	Other (including self-employed)
10%	Unemployed
9%	Manager / Administrator
8%	Professional / Technical
8%	Skilled trade
6%	Disabled (not working)
6%	Health professional
5%	Laborer
5%	Sales worker
3%	Educator
3%	Student
3%	Service worker
2%	Clerical worker
2%	Homemaker
2%	Transportation
1%	Craft worker

\* These numbers do not add up to 100% because respondents were allowed to select more than one.